A man in a dark suit and light blue shirt is shown in profile, facing right. He is holding a silver access control device with a keypad and a handle. The device is mounted on a dark wood-grain door. The man's hand is on the handle, and he appears to be about to press one of the buttons on the keypad. The background is dark and out of focus.

**ACCESS CONTROL HAS
NEVER BEEN MORE
POWERFUL. OR MORE
CONVENIENT.**

**SIMPLEX®
5000**

SIMPLE, SECURE ACCESS CONTROL FOR ALMOST ANY APPLICATION.

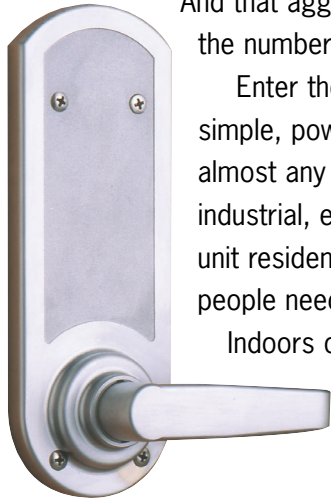
From our government to our homes, security is a prime concern these days. But as security is heightened, the simple task of coming and going can become needlessly complicated.



And that aggravation is often multiplied by the number of people involved.

Enter the Simplex 5000. It provides simple, powerful access control in almost any application—commercial, industrial, educational, government, multi-unit residential and lodging. Wherever people need access to controlled areas.

Indoors or outdoors. Whether you have one user or thousands of authorized users.



The latest addition to our line of mechanical pushbutton locks, the Simplex 5000, offers unparalleled strength, convenience and flexibility. For strength, there are internal drive parts of cast stainless steel and a clutch-free direct-drive design. You get the convenience of keyless entry with no cards or keys, low maintenance with no batteries to maintain, and quick installation. And there's the flexibility of many key override options and combinations that change in seconds.

It's world-class security at the push of a few buttons.



SIMPLEX® 5000

We created the world's first mechanical pushbutton lock almost 40 years ago. And since that time, our commitment to ongoing innovation and constant improvement has remained unchanged. This dedication led directly to the development of the Simplex 5000.

Building on the classic design of our 1000 Series, the Simplex 5000 requires no keys. Needs no batteries. Installs quickly without wiring. Changes combinations in seconds. And comes in attractive finishes.

THE KEYLESS WAY TO



A WORLD OF SECURITY,

FLEXIBILITY AND CONVENIENCE.

Our worldwide operations are unified by a common vision—**Total Access**—an integrated approach to access management. This focus covers business, government, military, education and the lodging industry. And it guides us toward further innovation and more exciting solutions.



THE SIMPLEX® 5000. SO MANY BENEFITS, SO LITTLE SPACE.

ANSI/BHMA 156.2 Grade 1 Certified

Produced in our
ISO 9001 certified
facilities

Extra Heavy-Duty

Internal drive parts of
cast stainless steel

Convenient Keyless Security

Just enter the code
and turn the lever

Key Override

For security,
maintenance or
emergency personnel

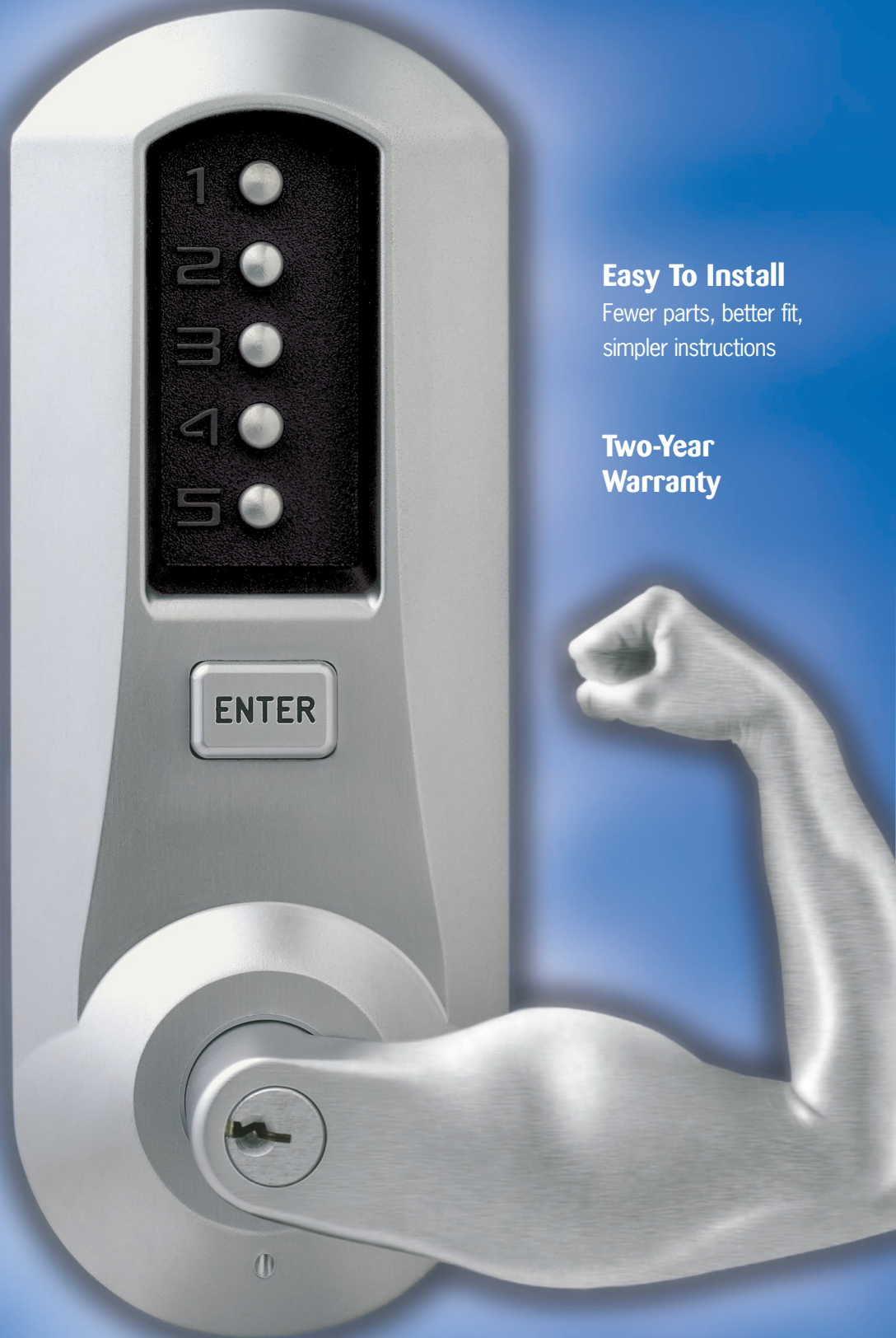
Non-Handed

Fits left- and right-
hand doors—
changes in seconds

Easy To Install

Fewer parts, better fit,
simpler instructions

Two-Year Warranty



EASY TO INSTALL. EASY TO OPERATE. WHAT COULD BE SIMPLER?



The Simplex® 5000 has been designed for the simplest installation possible. The lock is shipped preassembled as two fully contained front and rear housings. It's non-handed, and the lever hand can be changed in seconds. It installs easily on wood or metal doors from 1³/₈" to


2¹/₄" in thickness, or 35mm to 57mm. In addition, it fits standard 161 Cylindrical Lock door prep with only minor modifications; retrofits cylindrical locksets with 2³/₄" (70mm) backset; and covers existing Kaba Ilco 1000, L1000 and PowerLever installations.

Since it features a direct-drive design, there is no need for a clutch

mechanism. This decreases the possibility of internal breakage and the subsequent linkage repairs. And with a fully independent lever, there's less chance of damage from abuse.

Using the Simplex 5000 couldn't be easier. You just punch in the correct code

and press "ENTER." The ADA-compliant lever requires only a 45-degree turn in either direction. The code that opens the door can be easily changed to one of thousands of possible combinations, without removing the lock—eliminating the cost of cutting new keys. And since it is mechanical, there are no batteries to maintain or replace.



FLEXIBILITY. SECURITY. AND EVERYTHING IN BETWEEN.

CUSTOMER SUPPORT. AN EXTRA LEVEL OF SECURITY.

From its packaging to its warranty, the Simplex 5000 takes customer support to a new level.

The lock is packaged with fewer parts to assemble. That means less time, and less confusion at installation. The owner's manual is also built for speed, with more illustrations and diagrams than manuals for other locks. It's a quick read, as



thorough and helpful as possible, covering both the installation and operation of your Simplex 5000, in three languages. A combination card is also included to help users keep track of their codes, and a surround card lets you place operating instructions on the door itself. You can also reach our Support Team via telephone.





Your Total Access Partner.

Open the door to security and convenience
with the Simplex® 5000 mechanical pushbutton lock.
Contact your Kaba Ilco dealer to find out more.

800-849-8324 • 336-725-1331