

# ACCESS SENTRY DOOR ENTRY CONTROL SYSTEM

Model;

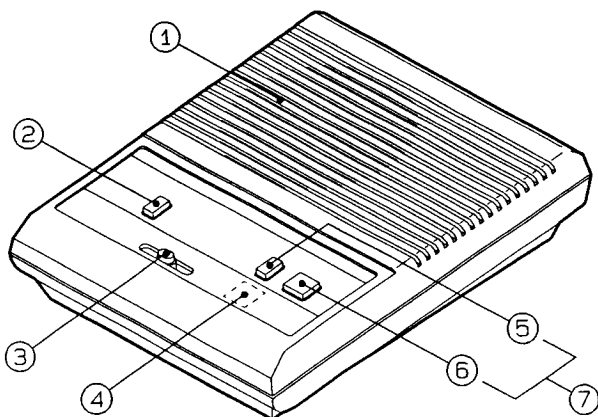
**LEM-1DL***(1-call master, with  
door release button)*

## INSTRUCTIONS

LEM-1DL *ACCESS SENTRY* is a convenient 2-station entry control system and can most suitably be used in small offices, retailers / mall's back doors, etc.

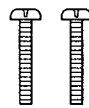
**1**

### NAMES AND FUNCTIONS



- ① Speaker / mic.
- ② Door release button
- ③ Speech volume control
- ④ Call tone volume control  
*(beneath the operation plate)*
- ⑤ OFF button
- ⑥ TALK button
- ⑦ Used to call by tone

#### MOUNTING ACCESSORIES;



Screw (2)  
*(for mounting to  
gang box)*



Wood screw (2)  
*(for mounting to  
wall surface)*

**2**

### FEATURES

- \* Convenient door entry control system with DOOR RELEASE button
- \* AC transformer (PT-1210N) supplies power for both communication and door strike
- \* Desk-top or wall-mountable master

# 3 BEFORE YOU INSTALL AND OPERATE THE EQUIPMENT - Prohibitions and Precautions -

## Operation;

- \* Be sure to depress OFF button at end of every conversation. If you forget to depress OFF button, room master station can not be called from door station.

## Installation;

- \* Do not connect any terminal on any unit to AC power lines.
- \* Avoid installing LEM-1DL in places exposed to temperature / humidity extremes, liquids and other damaging materials.
- \* Locate an AC transformer in the nearest place possible from the master.

## Maintenance;

- \* When cleaning, use soft cloth dampened with neutral domestic cleaner.

# 4

## SYSTEM COMPONENTS

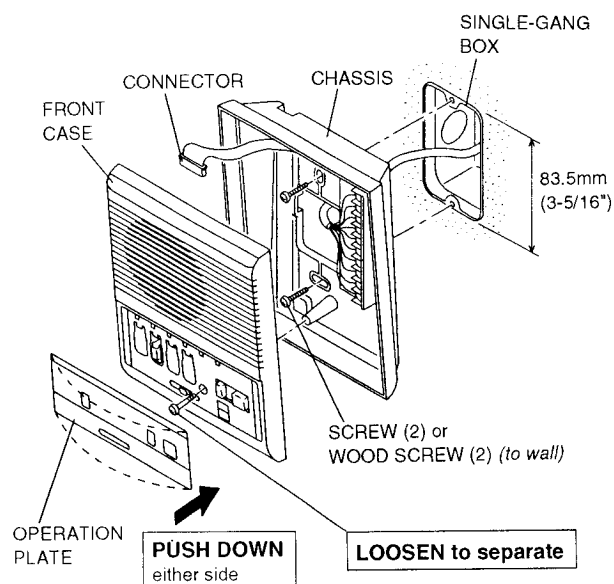
LEM-1DL	1-call master with DOOR RELEASE button	1 pce	Wall / desk use
LE-D	Door station w/plastic cover, surface mount	1 pce	Indoor subs: LE-A or LE-B can also be used
LE-DA	Stainless cover, flush mount		
PT-1210N	AC transformer for both LEM-1DL & EL-9S	1 pce	OR Use an equivalent AC transformer AC 12V, 10VA.
EL-9S	Door release. AC12V, 0.35A	1 pce	

# 5

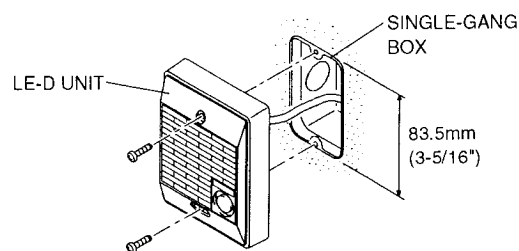
## INSTALLATION

### (1) Wall-mounting;

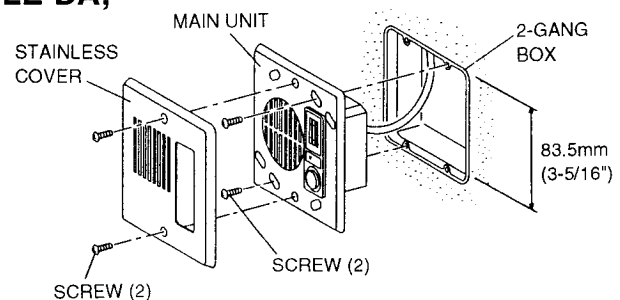
#### LEM-1DL;



#### LE-D;



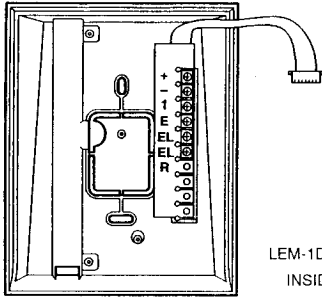
#### LE-DA;



# 5

## INSTALLATION (continued)

### (2) Actual terminal location;

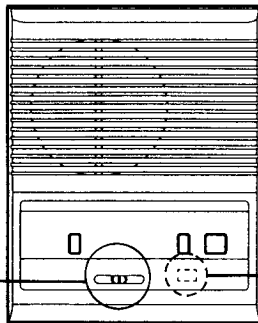
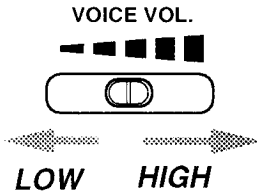


LEM-1DL CHASSIS  
INSIDE VIEW

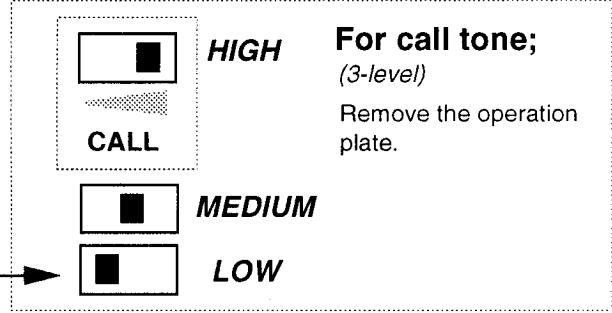
- + } — for AC or DC power supply
- } — for AC or DC power supply
- 1 — for calling & communication
- E — for communication (common)
- EL, EL — for door release & its power supply

### (3) Adjusting communication & call tone volumes;

For communication;



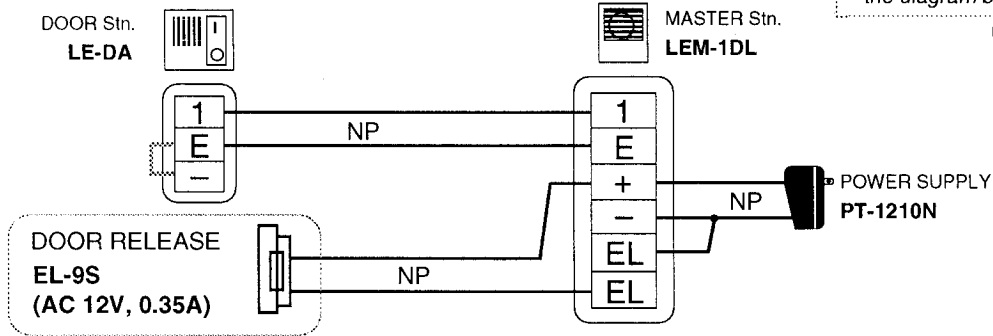
LEM-1DL FRONT VIEW



# 6

## WIRING DIAGRAM

\* When EL-9S door release is used;

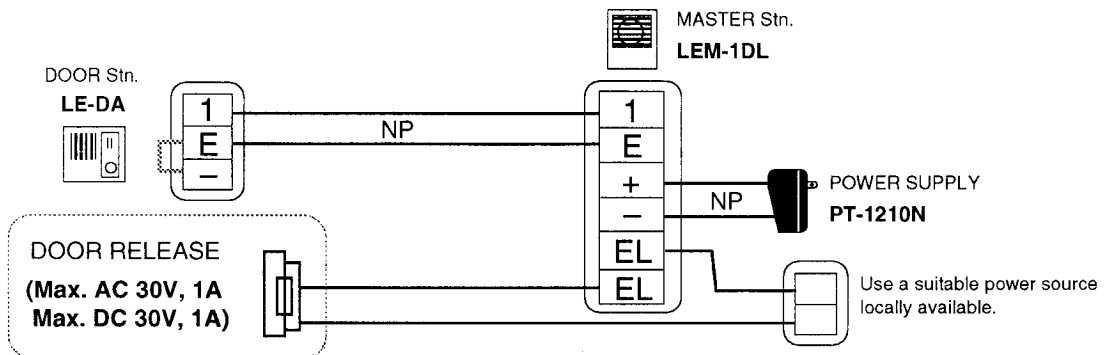


The actual terminal locations are different from the ones shown in the diagram below.

NP: Non-polarized

Run separately each cable to Door station and Door Release.

\* When door release of OTHER manufacture is used;

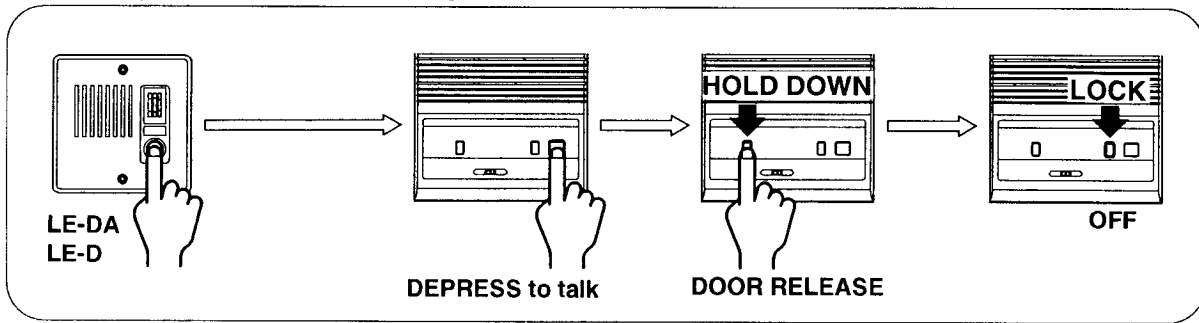


# 7

## OPERATIONS

At door;

At secretary's desk;



At door station, momentarily press CALL button.

At room secretary station, continuous call tone sounds.

Depress TALK button to reply. To listen, release from the button.

Depress and hold down button.

After this, be sure to depress OFF button.

# 8

## SPECIFICATIONS

* Power source:	AC 12 ~ 16V or DC 12 ~ 24V. Use PT-1210N AC transformer or PS-12C DC power supply (N. America only)											
* Consumption:	Max. 4W (AC 16V). Max. 200mA (DC 24V)											
* Calling:	Electronic continuous tone (from door to master) Electronic continuous tone or voice (from master to door)											
* Communication:	Press to talk, release to listen at master (w/ speech volume control)											
* Output:	100mW											
* Wiring:	<b>2 wires</b> (non-polarized) <b>plus 2 wires</b> for door release											
* Contact capacity for door release:	Max. AC 30V, 1A. or Max. DC 30V, 1A											
* Wiring distance:	(feet Ø)	(mm Ø)										
	AWG	24	22	20	18	16	Diameter	0.5	0.65	0.8	1.0	1.2
	Distance	390'	650'	980'	1,570'	2,360'	Distance	120m	200m	300m	480m	720m

\* Dimensions & weight: 7"H x 5-1/2"W x 2-1/4"D. 180H x 143W x 55D(mm).

0.75 lbs. (340g) (approx.)

### WARRANTY

Aiphone warrants its products to be free from defects of material and workmanship under normal use and service for a period of one year after delivery to the ultimate user and will repair free of charge or replace at no charge, should it become defective upon which examination shall disclose to be defective and under warranty. Aiphone reserves unto itself the sole right to make the final decision whether there is a defect in materials and/or workmanship; and whether or not the product is within the warranty.

This warranty shall not apply to any Aiphone product which has been subject to misuse, neglect, accident, or to use in violation of instructions furnished, nor extended to units which have been repaired or altered outside of the factory.

This warranty does not cover batteries or damage caused by batteries used in connection with the product.

This warranty covers bench repairs only, and any repairs must be made at the shop or place designated in writing by Aiphone.

Aiphone will not be responsible for any costs incurred involving on site service calls.

Aiphone Co., Ltd., Nagoya, Japan  
Aiphone Corporation, Bellevue, WA, USA

LEM-1DL - I (E) 0294 C