

PCA® Spray

Faucet Attachment - 0.5 gpm max

Pressure compensating Regular Size

Features and Benefits

- Pressure compensating for constant flow from 20 to 80 psi.
- Provides non-splashing, non-aerated spray.
- Anti-clogging dome screen filters sediment and particles.
- Color-coded to identify flow rate.
- Virtually unbreakable single piece insert ensures a longer usable life.
- Compatible with all NEOPERL® regular male and female housings, vandal proof and metric size housings.
- Available housing finishes: chrome.
- Laser marked housings: statutory mark and custom logo.
- Rubber washer.

Certification

ANSI/NSF 61
 ASME A112.18.1M
 CSA B125

Designation & Thread Sizes

Designation	Thread Size
Insert only	
Regular male	15/16"-27
Regular female	55/64"-27
Regular dual thread	15/16"-27 x 55/64"-27
Regular male vandal proof	15/16"-27
Regular female vandal proof	55/64"-27
Regular dual thread vandal proof	15/16"-27 x 55/64"-27
Vandal key	

*Other combinations also available

Housings



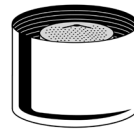
Regular Male



Regular Male VP



Regular Female



Regular Female VP

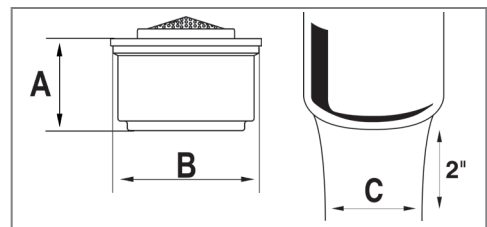
Insert Color Code

Dome: White	Diffuser: Lime Green	Basket: Gray
-------------	----------------------	--------------

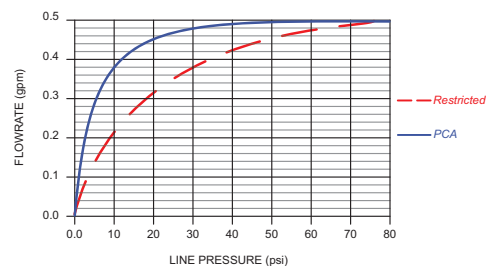


Dimensions

No	mm	In
A	13.00	.512
B	19.95	.785
C	≈ 25	≈ 1



Flow Rate Curve



Technical Data

Material:

Body: Acetal
 O-ring: EPDM
 Washer: EPDM

Working temperature: 150°F
 Working pressure: 125 psi