



Horizon Centrifuge Model 642B

maximizing bench space and
sample integrity.

OVERVIEW

The Model 642B is our most affordable horizontal centrifuge, but still includes all of the benefits of Drucker's horizontal sample processing. Using our patented horizontal rotor technology, advanced engineering materials, and an advanced cooling system, the 642B ensures that high quality sample separations are achieved & maintained throughout sample transport and analysis.

FEATURES & BENEFITS

- **Mechanical Timer:** 1 min. to 30 min allows for a range of applications
- **Horizontal Rotor:** Provides high quality separation in 33% less time.
- **Tube Sizes:** 0.5mL to 10mL; up to 17mm x 100mm; (6) tubes
- **Brushless AC Motor:** Years of operation with no routine maintenance
- **Quiet Operation:** A double encased motor and the "stability mount" design provides excellent imbalance stability
- **Cool Operation:** Unique design of the convection based cooling system protects the samples even under the heaviest workloads
- **2 year warranty:** Peace of mind that parts, labor, and support are fully covered

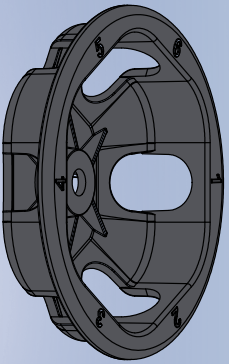
SAFETY

- **Safety Lid Switch:** Centrifuge will not operate with the lid open
- **Positive Lid Latching:** Firm mechanical latching of the lid prevents the escape of debris
- **Clear Shatter Proof Lid:** Allows for safe observation and optical calibrations
- **Regulatory Approvals:** Certified to US, Canadian, and European Safety standards.
- **Reinforced Side Walls:** Glass fiber reinforced nylon & high-impact polycarbonate provide dual layers of safety protection

APPLICATIONS

- **Blood Separations:** Chemistry, Coagulation, Serum Separators, and More
- **General Purpose Use:** Other Clinical or Analytic Lab Applications

642B CENTRIFUGE ROTOR & ACCESSORIES



6 Place Horizontal Rotor
p/n 7786061
(Included)






SmartView™ Platform
p/n 00-079-009-001
(Optional)

Included with each centrifuge

	QTY Included	Part Number	Comments
	6	7713031	For use with 17 x 100 mm tubes
	6	7713033	For use with 17 x 75 mm tubes
	2	7713066	For use with 13 x 100 mm tubes
	2	7713064	For use with 13 x 75 mm tubes
	2	7713065	For use with tubes between 1.5 mL and 2 mL
	2	7713068	For use with tubes up to 1 mL

Optional Accessories

	1" Cushion Spacer	Available as an accessory	1525	For use with glass vials or tubes
	Tube Holder Cap	Available as an accessory	7713011	For use when additional protection is desired
	SmartView™ Platform	Available as an accessory	00-079-009-001	For use with the 6 series centrifuges.

Private Labeling Standards Guide

Drucker Diagnostics offers the capability to offer customized front panel labels. Please use the graphics guidelines below should you wish to have the front panel customized with your company name, logo and alternate design.

File format

In order to ensure the highest quality of printing possible, all logo graphics must be in a vector based format with at least a resolution of 300 dots per inch (dpi). Please note that if an image was originally created at low resolution and you manually increase the resolution up to 300 dpi, this will not improve the quality of the image. The file must be originally created and saved at 300 dpi for the best quality. Please note that we only accept files generated in the Windows® Operating environment.

Acceptable file formats include:

- Encapsulated Postscript (EPS) - Encapsulated postscript file or .EPS for short is an Adobe Systems-developed file format. It is a device-independent PostScript representation of a graphic or other object. It stores files as vectors and includes a low-resolution bitmap representation for quick on-screen viewing.
- Adobe Illustrator (AI) - Adobe Illustrator Artwork (.AI) is a proprietary file format developed by Adobe Systems for representing vector-based drawings.
- CorelDraw (CDR) - CorelDraw is a proprietary vector graphics editor developed and marketed by Corel Corporation.

Unacceptable file formats include:

- Joint Photographic Experts Group (JPEG)
- Bitmap (BMP)
- Photoshop Document (PSD)
- Portable Network Graphics (PNG)
- Tagged Image File Format (TIFF)
- Portable Document Format (PDF)

Fonts

If at all possible, it is highly desirable to supply all custom or special fonts used in your logo. If you do not supply fonts, the creation of the front panel label may be delayed.

If you have vector artwork and your file is missing fonts, you can open your file in a vector based program (for example Adobe Illustrator), select "Create Outlines", and then re-save your artwork file.

Color Format

All logo files must be saved using the Pantone color match system (PMS). If the logo has specific Pantone colors we suggest that you include them in the original artwork file or alternatively, tell us what the PMS colors are.

If your logo is in CMYK (cyan, magenta, yellow, and Key (black)) or RGB (red, green, blue) and is not converted to PMS, we will create the logo with the closest Pantone color match to your logo. Conversion from one color standard to another may cause colors to shift. Therefore, after the logo is converted, a proof copy of the logo will be sent to you for approval.

Label Design

After receipt of your logo, we will review the file for missing fonts and the proper color format. If there are any questions or problems, you will be notified.

If there are no problems, we will create several label concepts for your review. Once you select a concept, the front panel label will be finalized and included on centrifuges that are ordered.