

# MAINTENANCE

## OF MC2 AND MC3 CARBON MICROMOTORS.



Refer to the user manual for the product for the complete cleaning and sterilisation maintenance procedures. This medical device is supplied in "non sterile" condition. Please ensure that this procedure is followed before the device is used.

### 1 PREPARATION



A. DISCONNECT THE MOTOR FROM THE CABLE

B. REMOVE THE SLEEVE

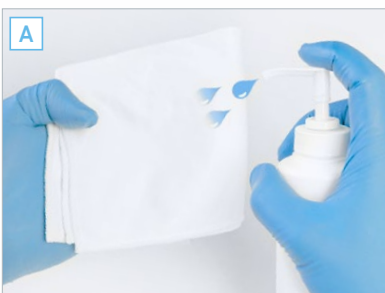
### 2 CLEANING



A. EXTERNAL CLEANING

- External cleaning with Spraynet


### 3 DISINFECTION



A. DISINFECTION USING SURFACE DISINFECTANT  
(follow the manufacturer's instructions for use)


- ⊘ Do not immerse the instrument in a disinfectant bath

### 4 STERILISATION



A. PLACE THE SLEEVE FOR THE MOTOR IN A STERILISATION BAG

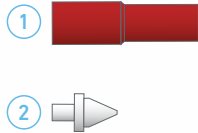
B. STERILISE IN ACCORDANCE WITH THE MANUFACTURER'S INSTRUCTIONS

- Instruments bearing the  symbol can be sterilised in an autoclave

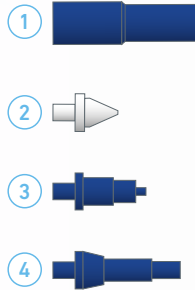
# MAINTENANCE ACCESSORIES



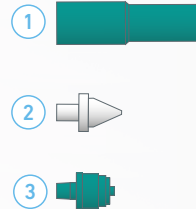
**SPRAYNET**  
500 ml cleaning spray  
Pack of 6  
REF. 1600036-006



**LUBRIFLUID**  
500 ml lubricant  
Pack of 6  
REF. 1600064-006



**AQUACARE**  
500 ml cleaning spray  
Pack of 6  
REF. 1600617-006



**LUBRICARE**  
Maintenance system  
REF. 1600915-001



**LUBRIMED**  
Pack of 6 cartridges  
REF. 1600037-006



**BIEN-AIR CLEANING WIRE**  
Pack of 10  
REF. 1000001-010